



सत्यमेव जयते

Government of India  
Ministry of MSME

## **BRIEF INDUSTRIAL PROFILE OF DISTRICT**

# **DEHRADUN**



सूक्ष्म, लघु एवं मध्यम उद्यम  
MICRO, SMALL & MEDIUM ENTERPRISES

## **MICRO, SMALL & MEDIUM ENTERPRISES- DEVELOPMENT INSTITUTE**

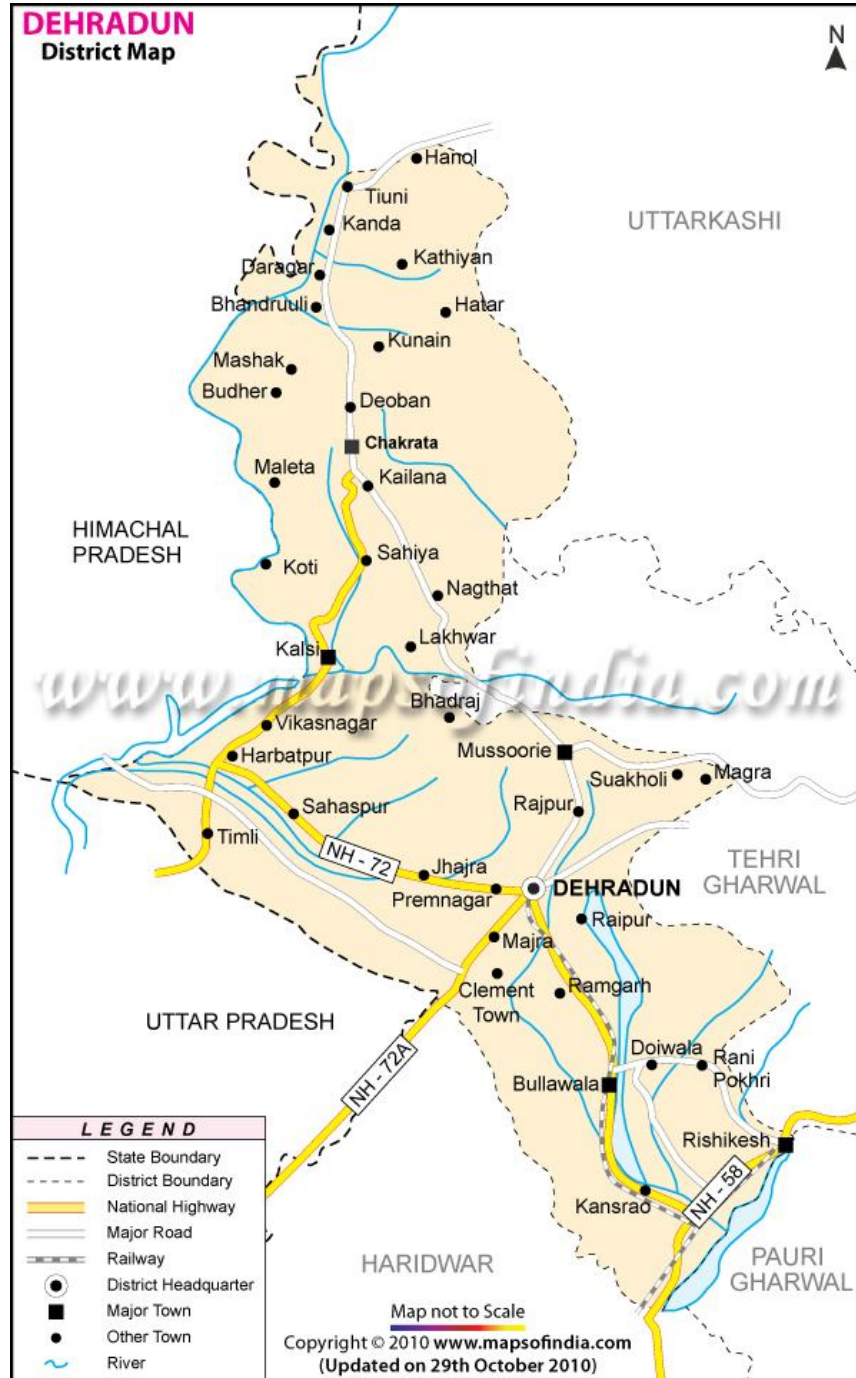
**Kham Bangla, Kaladhungi Road,  
Haldwani, Nainital, Uttarakhand, India**

Phone: 0594-6221053 ● Fax: 0594-6228353

e-mail: [dcdi-haldwani.dcmsme@nic.in](mailto:dcdi-haldwani.dcmsme@nic.in)

Website: <http://msmedihaldwani.go>

# Dehradun Map



## Contents

<b>S. No.</b>	<b>Topic</b>	<b>Page No.</b>
1.	General Characteristics of the District	4-4
1.1	Location & Geographical Area	5-5
1.2	Topography	6-7
1.3	Availability of Minerals.	8-8
1.4	Forest	8-9
1.5	Administrative set up	9-12
2.	District at a glance	13-16
2.1	Existing Status of Industrial Area in the District Dehradun	16-17
3.	Industrial Scenario Of Dehradun	17-24
3.1	Industry at a Glance	17-17
3.2	Year Wise Trend Of Units Registered	18-18
3.3	Details Of Existing Micro & Small Enterprises & Artisan Units In The District	18-20
3.4	Large Scale Industries / Public Sector undertakings	20-21
3.5	Major Exportable Item	21-21
3.6	Growth Trend	22-22
3.7	Medium Scale Enterprises	23-23
3.7.1	Major Exportable Item	23-23
3.8	Service Enterprises	23-23
3.8.1	Potentials areas for service industry	23-23
3.9	Potential for new MSMEs	24-24
4.	Existing Clusters of Micro & Small Enterprise	25-
4.1	Detail Of Major Clusters	25-30
5.	General issues raised by industry association during the course of meeting	30-30
A .	Steps to set up MSMEs	31-32
A .	Additional information	32

# **Brief Industrial Profile of Dehradun District**

## **1. General Characteristics of the District**

**Dehradun** is the capital city of the State of Uttarakhand in northern India. Located in the Garhwal region, it is 236 km north of India's capital New Delhi and is one of the "Counter Magnets" of the National Capital Region (NCR) being developed as an alternative centre of growth to help ease the migration and population explosion in the Delhi metropolitan area.

Dehradun is renowned for its natural resources, publishing services and for its prestigious educational institutions. It hosts some of the country's best boarding schools and training institutions of national importance such as the Indian Military Academy. It is also home to national foundations such as the Indian Institute of Petroleum, Oil and Natural Gas Corporation, Survey of India, Indian Institute of Remote Sensing, Wildlife Institute of India and the Forest Research Institute.

As per provisional reports of Census India, population of Dehradun in 2011 is 578,420; of which male and female are 303,411 and 275,009 respectively. The sex ratio of Dehradun city is 906 per 1000 males.

In education section, total literates in Dehradun city are 463,791 of which 251,832 are males while 211,959 are females. Average literacy rate of Dehradun city is 89.32 percent of which male and female literacy was 92.65 and 85.66 percent.

Total children (0-6) in Dehradun city are 59,180 as per figure from Census India report on 2011. There were 31,600 boys while 27,580 are girls. Child sex ratio of girls is 873 per 1000 boys.

Dehradun city is governed by Municipal Corporation which comes under Dehradun Urban Agglomeration. Although Dehradun city has population of 578,420; its urban / metropolitan population is 714,223 of which 377,174 are males and 337,049 are females.

## 1.1 Location & Geographical Area

Dehradun is located in the Doon Valley in the foothills of the Himalayas nestled between two of India's mightiest rivers - the Ganges on the east and the Yamuna on the west. Dehradun is famous for its picturesque landscape and pleasant climate and provides a gateway to the surrounding region. It is well connected and in proximity to popular Himalayan tourist destinations such as Mussoorie, Nainital and Auli and the Hindu holy cities of Haridwar and Rishikesh along with the Himalayan pilgrimage circuit of Char Dham.

The Dehradun district has various types of physical geography from Himalayan mountains to Plains. Raiwala is the lowest point at 315 meters above sea level, and the highest points are within the Tiuni hills, rising to 3700 m above sea level. The Doon valley contains the settlements including Dehradun, Doiwala, Herbertpur, Vikasnagar, Sahaspur, Rishikesh, Raiwala and Clement Town.

There district contains Rajaji National Park which is home to several elephants. The Doon valley has the Terai and Bhabar forests within it as well as the Shivalik hills and Lesser Himalayan Range containing hill stations such as Mussoorie and Chakrata. The district is bordered by the Himalayas in the north, the Sivalik Hills to the south, the river Ganges to the east, and the Yamuna river to the west. Towns located in the foothills of the mountain ranges include Mussoorie, Sahastradhara, Chakrata, Lakhmondal and Dakpathar.

This district is divided into two major parts, the main city Dehradun surrounded by Shivalik and the Himalayas, and Jaunsar Bavar, which is located in the foothills of Himalayas. In the north and northwest it borders on the district of Uttarkashi and in the east by Tehri and Pauri. In the west, it is bordered by Sirmaur district of Himachal Pradesh and the Tons and Yamuna rivers. To the south are Haridwar and Uttar Pradesh's Saharanpur district.

## 1.2 Topography

It is located between latitudes 29 °58' N and 31°2'N and longitudes 77° 34' E and 78° 18'E. This district consists of 6 tehsils namely Dehradun, Chakrata, Vikasnagar, Kaalsi, Tjonee and Rishikesh, 6 Community Development Blocks namely Vis, Chakrata, Kalsi,Vikashnagar, Shaspur, Rajpur and Doiwala, 17 towns and 764 villages. Out of these 746 villages are inhabited whereas 18 villages are uninhabited.

## Climate

The Climate of the district is generally temperate. It varies greatly from tropical to severe cold depending upon the altitude of the area. The district being hilly, temperature variations due to difference in elevation are considerable. In the hilly regions, the summer is pleasant, but in the Doon, the heat is often intense, although not to such degree as in the plains of the adjoining district. The temperature drops below freezing point not only at high altitude but even at places like Dehradun during the winters, when the higher peaks are also under snow. The area receives an average annual rainfall of 2073.3 mm. Most of the annual rainfall in the district is received during the months from June to September, July and August being rainiest. Climate Data of Doon Valley for all the months is as under on the basis of mean of last 25 years.

Month	Rainfall (mm)	Relative Humidity (%)	Temperature Mean		
			Min	Max	Avg
January	46.9	91	19.3	3.6	10.9
February	54.9	83	22.4	5.6	13.3
March	52.4	69	26.2	9.1	17.5

Month	Rainfall (mm)	Relative Humidity (%)	Temperature Mean		
April	21.2	53	32	13.3	22.7
May	54.2	49	35.3	16.8	25.4
June	230.2	65	34.4	29.4	27.1
July	630.7	86	30.5	22.6	25.1
August	627.4	89	29.7	22.3	25.3
September	261.4	83	29.8	19.7	24.2
October	32.0	74	28.5	13.3	20.5
November	10.9	82	24.8	7.6	15.7
December	2.8	89	21.9	4.0	12.0
Average Annual	2051.4	76	27.8	13.3	20.0

Source : District Administration Dehradun - Uttarakhand, Last Updated on 13-07-2012

### 1.3 Availability of Minerals.

#### PRODUCTION OF MINERAL 2010-11

S.NO.	DETAILS	REVNUE EARNED
MAJOR MINERAL		
1.	Lime stone, Dolomite, Barites	Nil
MINOR- RBM ( Construction Materials)		
2.	Year- 2009-10	Rs. 38349856/-
	Year-2010-11	Rs. 30661499/-

SOURCE:- MINES & GEOLOGY. UNIT, D.I.Dehradun,

### 1.4 FOREST

Dehra Dun is distinguished from most other districts in the state by the existence of very large forests chiefly stocked with sal. Forest products play an important role in the economy of the district. Besides, supplying fuel, fodder, bamboos and medicinal herbs, they also yield a variety of products like honey, lac, gum, resin, catechu, wax, horns and hides. The forests account for 1477 sq.kms of area, giving a percentage of 43.70 of the total area of the district. Owing to the variation in altitudes and other aspects, the flora of the district varies from tropical to alpine species. Different types of forests and varying species of shrubs, climbing plants and grasses, depending upon the aspect, altitude and soil condition are found in the district. Sal forest and coniferous forests are predominant in the western part of tehsil Dehra Dun. Chir is the only coniferous species in the old reserved forests of Dehra Dun. Besides other associates of



chir, a few deodar trees are also seen in the district. Wide ranges of sal forest occur in this part of the tehsil. Sal is the main timber species and is generally pure towards the Siwalik ridges. A mixture of miscellaneous species are found in the lower parts. In the eastern part of tehsil Dehra Dun, the flora may be divided into a number of Botanical divisions mentioned below :

**Moist Siwalik Sal Forests :** These forests are found in the Motichur and Thano forest ranges. Low quality of sal is found in these forests. The main associates of sal are bakli and sain.

**Moist Bhabar Doon Sal Forests :** These forests are found in a large areas in Thano and Barkot forest ranges. Sal is pure in the overwood and its typical associates are sain and dhauri. the underwood growth includes karaunda and chameli.

**West gangetic Moist Deciduous Forests :** These are found in the Kansro, Barkot, Motichur and Thano forest ranges. These are closed forests from medium to good height. The main associates of sal are safed siris, jhingan, bohera and dhauri.

**Dry Siwalik Sal Forests :** These forests are found on the higher slopes of Siwaliks. In Chakrata tehsil they occur near the junction of the Tons and the Yamuna rivers in the neighborhood of Kalsi. Sal is the predominant species mixed with other associates viz. bakli, sain, haldu, jhingan etc. Besides the above many other types of forests occur in small belts in the plain of the district.

## **1.5 Administrative set up.**

This district consists of 6 tehsils namely Dehradun, Chakrata, Vikasnagar, Kalsi, Tjonee and Rishikesh, 6 Community Development Blocks namely Vis, Chakrata, Kalsi, Vikashnagar, Shaspur, Rajpur and Doiwala, 17 towns and 764 villages. Out of these 746 villages are inhabited whereas 18 villages are uninhabited.

## IMPORTANT PHONE NUMBERS OF DISTRICT ADMINISTRATION

DESIGNATION	PHONE-1	PHONE-2	FAX
District Magistrate	2622389	2659975 (Camp)	2720025
Addl. District Magistrate (Establishment)	2623819	-	-
Addl. District Magistrate (Finance)	2628893	2623199	-
Chief Development Officer (C.D.O)	2712697	2712825	2712569
Chief Conservator Of Forest	2747669	-	-
D.F.O - Dehradun	2627612	-	-
D.F.O - Shivalik	2620972	-	-
D.F.O - Mussoorie	2633212	-	-
D.F.O - Chakrata	275078	-	-
District Judge	2623781	-	-
Addl. District Judge	2620812	-	-
S.D.M - Sadar	2625220	-	-
S.D.M - Mussoorie	2722797	-	-
S.D.M - Vikasnagar	250880	-	-
S.D.M - Chakrata	2272598	-	-
S.D.M - Rishikesh	2430421	2430421	-
Chief Medical Officer	2724506	2658104	-
Chief Medical Superintendent	2714762	-	-
Chief Medical Superintendent (Female)	2659236	-	-
Chief Veterinary Officer	2712891	-	-

Chief Treasury Officer	2627205	-	-
Asst. Director - Small Savings	2679039	-	-
P.D. - D.R.D.A	2712591	-	-
District Election Officer	2624216	-	-
District Election Office (Panchayat)	2726732	-	-
Dist Panchayati Raj Officer	2656327	-	-
District Supply Officer	2653724	-	-
D.S.T.O	2652319	-	-
District Development Officer (D.D.O)	2712481	-	-
G.M.- District Industries Centre	2724903	-	-
B.D.O - Chakrata	272322	-	-
B.D.O - Kalsi	25021	-	-
B.D.O - Vikasnagar	250905	-	-
B.D.O - Sahaspur	2697632	-	-
B.D.O - Raipur	2781673	-	-
B.D.O - Doiwala	2695020	-	-
District Social Welfare officer (Samaj Kalyan)	2628099	-	-
District Sales Tax Officer	2653737	-	-
District Excise Officer	2628695	-	-
District Entertainment Officer	2728032	-	-
D.I.O.S	2655563	-	-
B.S.A	2679513	-	-
G.M. Garhwal Mandal Vikas Nigam	2743346	2747898	-

G.M. Sugar Mill, Doiwala	2695709	2695796	-
District Horticulture Officer	2724146	2711530	-
District Homeopathic Officer	2742890	-	-
District Agriculture Officer	2727368	-	-
District Fisheries Officer	2640636	-	-
P.O. - N.E.D.A	2679429	-	-
M.D.D.A Office	2672506	2763344	-
Secretary, M.D.D.A	267891	-	-
Secretary, Mandi Samiti	2620253	-	-
Mukhya Nagar Adhikari	2714074	-	-
Nagar Nigam Health Officer	2658204	-	-
Govt. I.T.I Niranjanpur	2626288	-	-
Govt. I.T.I (Women)	2650897	2657132	-
District Home Guards	2655555	-	-
District Sugarcane Officer	2722492	-	-
District Soldier Welfare Dept. (Sainik Kalyan)	2626091	-	-
S S P	2716202	2716203	
Chief Agriculture Officer	2727368		

## 2. District at a glance

S.No	Particular	Year	Unit	Statistics
1	<b>Geographical features</b>			
<b>(A)</b>	<b>Geographical Data</b>			
	i) Latitude			29 <sup>0</sup> 57' 'N and 31 <sup>0</sup> 24' N
	ii) Longitude			77 <sup>0</sup> 35'E and 79 <sup>0</sup> 20' E
	iii) Geographical Area	2010	Sq.Km	3088
<b>(B)</b>	<b>Administrative Units</b>			
	i) Sub divisions	2010	NOs	0
	ii) Tehsils	2010	Nos	6
	iii) Community Development Block	2010	Nos	6
	iv) Nyay Panchyat	2010	Nos	40
	v) Gram Panchayat	2010	Nos	370
	vi) Revenue villages	2010	Nos	738
	vii) Non –inhabitated Villages	2010	Nos	21
	viii) Nagar Nigam	2010	Nos	1
	xi) Nagar Palika	2010	Nos	3
	xii) Nagar Panchyat	2010	Nos	2
	xiii) Cantonment Area	2010	Nos	1
	ix) Deveopment Authority	2010	Nos	1
	x) Lok Sabha Area	2010	Nos	2
	xi) Rajya Sabha Area	2010	Nos	1
	xii) Vidha Sabha Area	2010	Nos	10
<b>2.</b>	<b>Population</b>			
<b>(A)</b>	Total population	2011	Nos	1698560
	i) Male	2011	Nos	893222
	ii) Female	2011	Nos	805338
<b>(B)</b>	Rural Population	2011	Nos	749000

<b>3.</b>	<b>Agriculture</b>			
<b>A.</b>	<b>Land utilization</b>			
	i) Total Area	2010-11	Hectare	371223
	ii) Forest cover	2010-11	"	204692
	iii) Follow Land	2010-11	"	14058
	iv) Barren & Unculturable Land	2010-11	"	63438
	v) Land under Non-agricultural uses	2010-11	"	3617
	vi) Parmanent Pasture & other grazing land	2010-11	"	204
	vii) Net area Sown	2010-11	"	32075
<b>4.</b>	<b>Forest</b>			
	(i) Forest	2010-11	Sq.Km.	1451.67
	(ii) Reserved forest	2010-11	Sq.Km.	56.74
<b>5.</b>	<b>Livestock &amp; Poultry</b>			
<b>A.</b>	<b>Cattle</b>			
	i) Cows	2003	Nos.	336025
	ii) Buffaloes	2003	Nos.	71685
<b>B.</b>	<b>Other livestock</b>			
	i) Goats	2007	Nos.	116672
	ii) Pigs	2007	Nos.	7273
	iii) Dogs & Bitches	2007	Nos.	41618
	<b>iv) Railways</b>			
	i) Length of rail line	2010-11	Kms	57
	<b>V) Roads</b>			
	(a) National Highway	2010-11	Kms	200.55
	(b) State Highway	2010-11	Kms	397.55
	(c) Main District Highway	2010-11	Kms	339.15
	(d) Other district & Rural Roads	2010-11	Kms	1399.74
	(e) Rural road/ Agriculture Marketing Board Roads	2010-11	Kms	749.02
	(f) Kachacha Road	2010-11	Kms	-

<b>(VI) Communication</b>			
(a) Telephone connection	2010-11		78479
(b) Post offices	2010-11	Nos.	246
(c) Telephone center	2010-11	Nos.	62
(d) PCO Rural	2010-11	No.	-
(e) PCO STD	2010-11	No.	2512
(f) Mobile	2010-11	No.	610823
<b>(VII) Public Health</b>			
(a) District level Hospital	2010-11	Nos	2
(b) District level Female Hospital	2010-11	Nos	1
(c) Allopathic Hospital	2010-11	Nos	24
(d) Beds in Govt.Hospitals	2010-11	Nos	1318
(e) Ayurvedic Hospital	2010-11	Nos	82
(f) Unani Hospitald	2010-11	Nos	1
(g) PHC/Additional PHC	2010-11	Nos	22
(h) T.B Hospital/clinic	2010-11	Nos	2
(i) Family welfare centre	2010-11	Nos	190
(j) Community Health Centre	2010-11	Nos	7
(k) Homeopathic Hospitals	2010-11	Nos	15
<b>(VIII) Banking commercial</b>			
(a) Nationalized BanksI Bank	2010-11	Nos.	246
(b)Regional Rural Bank	2010-11	Nos.	24
(c) Other Private Banks	2010-11	Nos.	35
(d) Distt.Co-Operative Bank	2010-1	Nos.	1
(e) Branches of Co-operative Banks	2010-11	Nos.	16
(f) Agro-rural Bank	2010-11	Nos.	1
<b>(IX) Education</b>			
(a) Primary school	2010-11	Nos.	1498
(b) Middle schools	2010-11	Nos.	768

	(c) Secondary & senior secondary schools	2010-11	Nos.	234
	(d) Colleges	2010-11	Nos.	17
	(e) Technical University	2010-11	Nos.	1

## 2.1 Existing Status of Industrial Areas in the District Dehradun

S. No.	Name of Ind. Area	Land acquired (In hectare)	No of units established	Capital Investment (in Lacs)	Employment
1	Govt.Industrial Estate,Patel Nagar,Dehradun	10	13	447.51	160
2	Govt.Industrial Estate Vikasnagar,,Dehradun	4	6	171.04	77
3	Govt.Mini Industrial Estate,Ranipokhari,,Dehradun	2.55	2	47.46	15
4	Govt.Mini Industrial Estate,Langha Road, Dehradun	2,55	2	82.00	26
5	Co-operative.Industrial Estate,Patel Nagar,Dehradun	-	24	689.78	259
6	Industrial Area,Langha Road,Chabra,Dehradun	79.15 HA	44	10119.91	1853
7	Industrial Area,Camp Road,Selakui Dehradun	-	50	11573.16	2357
8	Industrial Area,Central hope town,,Selakui Dehradun	-	59	15937.16	2382
9	Industrial Area,UPSIDC, Selakui Dehradun	257	156	19072.65	5472
10	Industrial Area,Mohobewala, Dehradun	50.71 HA	35	6656.29	1435
11	Industrial Area Laltappar,	39.60	28	8179.67	1681



	Dehradun				
12	Industrial Area Kuanwala, Dehradun	-	10	1558.95	316
13	Sara Industrial Estate, Shankarpur, Dehradun	60	22	8507.62	984
14	SIDCUL Pharmacy, Selaqui ,Dehradun	50	24	12059.62	1245
15	SIDCUL IT Park, Sahastradhara Road Dehradun	50	9	851.34	246
16	Other Industrial Area(thrust Sector), Dehradun	-	57	8263.03	1688

Source:- DIC,Dehradun,

### 3. INDUSTRIAL SCENERIO OF DEHRADUN

#### 3.1 Industry at a Glance

Sr No	Head	Unit	Particulars
1.	REGISTERED INDUSTRIAL UNIT	NO.	5883
2.	TOTAL INDUSTRIAL UNIT	NO.	5943
3.	REGISTERED MEDIUM & LARGE UNIT	NO.	60
4.	ESTIMATED AVG. NO. OF DAILY WORKER EMPLOYED IN SMALL SCALE INDUSTRIES	NO.	34733
5.	EMPLOYMENT IN LARGE AND MEDIUM INDUSTRIES	NO.	4471
6.	NO. OF INDUSTRIAL AREA	NO.	8
7.	CAPITAL INVESTMENT OF SMALL SCALE IND.	IN LACS	79779
8.	TURNOVER OF MEDIUM & LARGE SCALE INDUSTRIES	IN LACS	240603

### 3.2 YEAR WISE TREND OF UNITS REGISTERED

	YEAR	NUMBER OF REGISTERED UNITS	EMPLOYMENT	INVESTMENT (lakh Rs.)
	2000-01	247	529	115.71
	2001-2002	219	561	179.83
	2002-03	224	452	72.40
	2003-04	172	485	249.42
	2004-05	244	950	661.02
	2005-06	278	1421	976.70
	2006-07	354	2298	2935.65
	2007-08	202	3811	8795.37
	2008-09	216	3023	8771.13
	2009-10	299	6013	14185.00
	2010-11	290	3025	15141.06
	2011-12	299	2260	5803.96
	<b>Total</b>	<b>3044</b>	<b>24828</b>	<b>57887.25</b>

Source: DIC -Dehradun

### 3.3 DETAILS OF EXISTING MICRO & SMALL ENTERPRISES AND ARTISAN UNITS IN THE DISTRICT

NIC CODE NO.	TYPE OF INDUSTRY	NUMBER OF UNITS	INVESTMENT (Lakh Rs.)	EMPLOYMENT
11	Extraction of crude petroleum and natural gas: service activities	3	-	-
15	Manufacture of food products and beverages	105	-	-
17	Manufacture of textile products	19	-	-
18	Manufacture of wearing apparel, dressing, and dyeing products	269	-	-

19	Manufacture of leather & leather products	32	-	-
20	Manufacture of wood & wood products	43	-	-
21	Manufacture of paper & paper products	25	-	-
22	Publishing, printing & reproduction of recorded media	20	-	-
23	Manufacture of coke refined petroleum products	09	-	-
24	Manufacture of chemicals & chemical products	84	-	-
25	Manufacture of rubber & plastic products	56	-	-
26	Manufacture of other non metallic mineral products	7	-	-
27	Manufacture of basic metals	2	-	-
28	Manufacture fabricated metal products	53	-	-
29	Manufacture of machinery and equipments	5	-	-
31	Manufacture of electrical machinery and apparatus	67	-	-
32	Manufacture of radio, television and communication equipment and apparatus.	19	-	-
33	Manufacture of medical,precision and optical instruments,watches and clocks	10	-	-
35	Manufacture of other transport vehicles	10	-	-
36	Manufacture of furniture: manufacturing	5	-	-
41	Collection,purificationand distribution of water	1	-	-
50	Repair & maintenance of motor vehicle, retail sale of automotive fuel	35	-	-

52	Repair & maintenance of personal & household goods related trade	81	-	-
55	Hotel & Restaurants	19	-	-
64	Post & telecommunication	3	-	-
72	Computer & related activities	152	-	-
73	Research & Development	8	-	--
74	Other business activities	42	-	-
92	Recreational, cultural and sporting activities	1	-	-
93	Other service activities	129	-	-

Source: DIC Dehradun

### 3.4 Large Scale Industries / Public Sector undertakings

#### *Status of Large scale Industries*

Amount in crores

Total established units				Units in Production			
No of units	Capital investment	Annual production	Employment	No of units	Capital investment	Annual production	Employment
13	290.04	737.16	3589	13	290.04	732.16	3309

(31.03.2012, Source: DIC Dehradun)

#### List of Large Scale Industries:

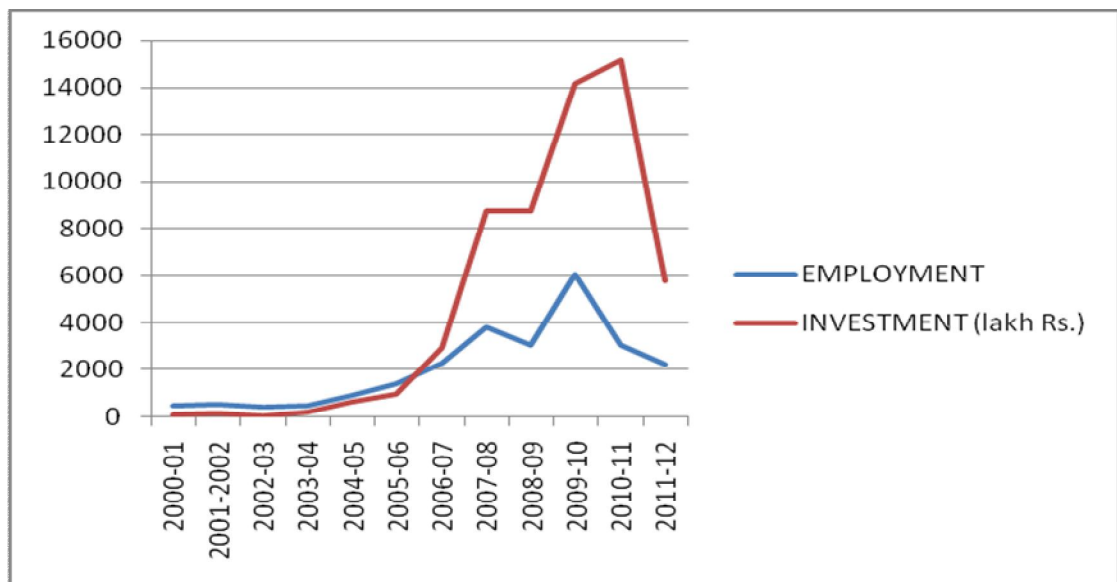
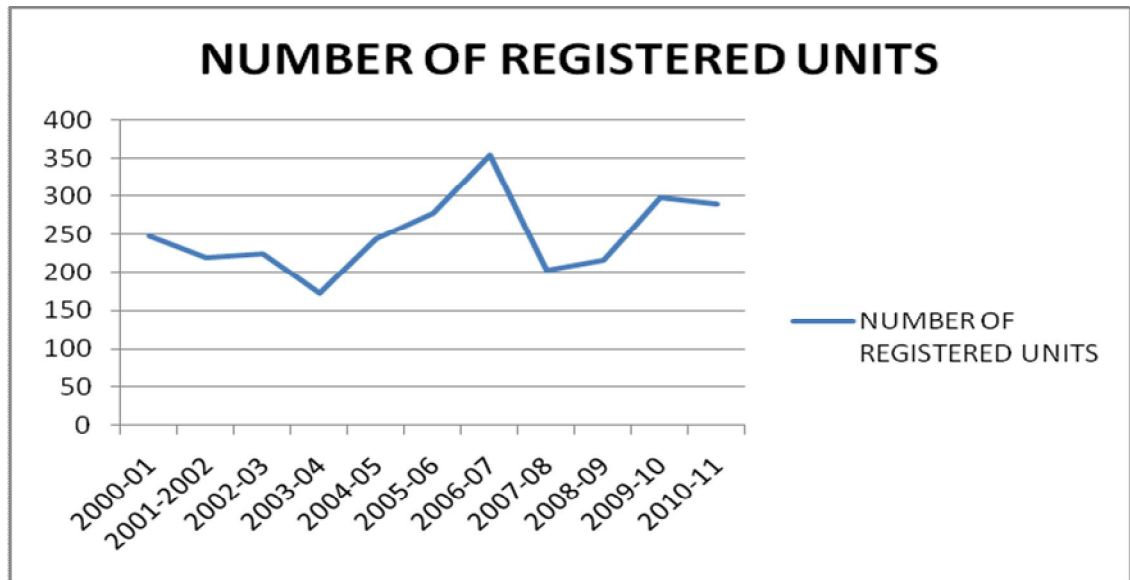
S.No	Unit	Product manufactured	Capital investment	Production capacity	Employment
1	M/s Doiewala Sugar Co Ltd ,Doiewala,Dehradun	Sugar	22.00	250 TGD	595
2	M/s Flex Foods Limited,Laltappar,Dehradun	Freeze dried vegetables	17.30	200 MT	350
3	M/s Sara Services & Engineers (P) Ltd.Dehradun	Oilfield equipments	10.27	1500 Cr.	176
4	M/s Birla Yamaha Ltd,Laltappar,Dehradun	Portable gen set	10.27	75000 nos	880

5	M/s Ovens Broakway (Built ) Limited,Gumaniwala,Rishikesh	Glass bottles	26.35	9000 MT	665
6	M/s Eveready Industries (India)Limited E-32,Industrial Area,Selakui,Dehradun	Steel Torch	38.73	4.00 cr. Nos	73
7	M/s Videocon Industries Limited,Selakui,Dehradun	AC, Colour TV	10.00	10.00 cr.nos	110
8	M/s Entas Pharmaceuticals, Camp Road,Selakui,Dehradun	Tablet,capsules	10.00	20000 Lac. Nos	45
9	M/s Indian Drugs & Pharmaceuticals Ltd,Beerbhadra,Rishikesh	Life saving Drugs	63.46	16.00 Cr. Nos	210
10	M/s Epka Laboratories Limited,Sara Industrial Estate,Shankarpur,Hukmatpur	Pharmaceutical formulations	14.03	1100.542 Lac nos	79
11	M/s Traika Pharmaceuticals Limited, Sara Industrial Estate, Shankarpur, Hukmatpur	Pharmaceutical formulations	14.85	50 Cr nos	43
12	M/s Seron Biomedicine Limited,Camp Road ,Selakui,Dehradun	Pharmaceutical formulations	19.15	5 Cr nos	83
13	M/s Apachi Footwear Pvt.Ltd. Central Hope Town,Dehradun	Sport shoes	33.60	84 lac pairs	280

### 3.5 Major Exportable Item

List as per annexure -A

### 3.6 Growth Trend



### **3.7 Medium Scale Enterprises**

Status of Medium scale Industries

Amount in crores

Total established units				Units in Production			
No of units	Capital investment	Annual production	Employment	No of units	Capital investment	Annual production	Employment
52	1398.00	2990.00	9900	18	282.85	1721.03	1354

#### **3.7.1 Major Exportable Item**

Freeze Dried Foods, Mashroom, Herbs. Spices, Swords, Khukri, Knives Musical Instrument Oil Field Equipment, Rly. Halical Suspansion Tape Adopters, Holders Soft Drinks Bottles Cluch, New metal clutch, Sword, Khukri, Helmets, Wood Crafts Herbal Cosmetics, Electronic Calculator Alopathic Medicine Glass Bottle, Medicines etc.

### **3.8 Service Enterprises**

Status of Service Industries

Amount in Lakhs

S.no.	Sector	Units established	Capital investment	Annual production	Employment
1	Service Industries	77	481.60	872.82	426

#### **3.8.1 Potentials areas for service industry**

- TRANSPORTATION
- COMPUTER & RELATED ACTIVITIES,
- IT SECTOR,
- CYBER CAFFE,
- CONSTRUCTION ACTIVITIES (Real Estate)
- OTHER SERVICE ACTIVITIES

### 3.9 Potential for new MSMEs

#### Major Strengths:

Major Rivers	Yamuna(west),Ganga(East),Song,Bindal
Major Valley	Doon Velley
Major Trees	Deodar,Banj, Bans,Panang,Shisham,Semal,Sal, Coniferous
Important Crops	Wheat,Rice,Maize, Mustered, Groungnut, Oilseeds,sugar cane,Barley,Tobaco
Important Fruits	Mango,Papaya,Lichi,Guava, Peach,Grapes,Strawberry
Important Vegetables	Potato,Onion,Peas, Tomato,Cauliflower, Cabbage,Tea
Important Cereals	Soyabean,Urd,Arhar,Masoor,Rapeseeds,Rajma,Masoor,Rapeseads
Major Minerals	Lime stone,Sand, Marbles, Gypsum, Phosphori Cell,Roc phosphate,Phosphite,Dolomite
Major Tourist Places	Rishikesh,Tapovan,,Shri Guru Ramrai,Darbara sahib,Tapkeshwar Mahadev,Laxman sidh, Lachhiwala,Chandrabani,Rajaji National Park,Sahastradhara,Mussoorie,Kharanga Smarak,Lakha Mandal

- Food items, Pharmaceutical products, IT have great potential in the district. State Government has several schemes for the development of these Industries. Essential oil industry has also scope in the district. A few such industries are already in operation. Other areas as under:
  - Forest based products-Lisa, wood carving, Ti,, wax, bamboo
  - Herbs & Medicinal Plants
  - Fabrication
  - Pre cast Building Material
  - Wool Based Industry
  - Bee Keeping
  - Sericulture
  - Nursery Development



## 4. Existing Clusters of Micro & Small Enterprise

Pharmaceutical Products and formulations

### 4.1 Details for Identified cluster

S.L No	Name of the cluster	SIDBI-BDS DEHRADUN PHARMA CLUSTER (Districts Dehradun & Haridwar)																																																
1	Principal Products Manufactured in the Cluster	Allopathic formulation in various dosage forms such as Tablets, Capsules, and Liquid Orals, Ointments and Injectables.																																																
2	Name of the SPV	M/s. Shivalik Research and Analytical Services (P) Ltd., Dehradun																																																
3	No. of functional units in the clusters	<table border="1"> <thead> <tr> <th colspan="6">Composition of Units in Dehradun Pharma Cluster</th> </tr> <tr> <th>District/ Location</th> <th>Location</th> <th>No. of Units</th> <th>Total No of units</th> <th>No. of Small enterprises</th> <th>No. of Medium enterprises</th> </tr> </thead> <tbody> <tr> <td rowspan="4">Dehradun</td> <td>UPSIDC industrial area</td> <td>22</td> <td rowspan="4">55</td> <td rowspan="4">35</td> <td rowspan="4">20</td> </tr> <tr> <td>Pharmacy</td> <td>20</td> </tr> <tr> <td>Sara Industrial Estate</td> <td>09</td> </tr> <tr> <td>Mobhiwala Estate</td> <td>04</td> </tr> <tr> <td rowspan="2">Haridwar</td> <td>Integrated industrial Estate, SIDCUL</td> <td>39</td> <td rowspan="2">42</td> <td rowspan="2">30</td> <td rowspan="2">12</td> </tr> <tr> <td>BHEL Industrial Estate</td> <td>03</td> </tr> <tr> <td>Roorkee</td> <td>Bhagavanpur Industrial Area, Devabhoomi Industrial Area and other places</td> <td>85</td> <td>85</td> <td>78</td> <td>7</td> </tr> <tr> <td colspan="2">Total</td> <td></td> <td><b>182</b></td> <td><b>143</b></td> <td><b>39</b></td> </tr> </tbody> </table> <p>Source: DSR The main stakeholders of the cluster are 182 SMEs, 3 BMOs (DMA Dehradun, APM Haridwar &amp; PMA Roorkee), 2 Testing Labs, Raw Material suppliers, packing material suppliers, BDSPs, Banks and Pharma Institutions.</p>					Composition of Units in Dehradun Pharma Cluster						District/ Location	Location	No. of Units	Total No of units	No. of Small enterprises	No. of Medium enterprises	Dehradun	UPSIDC industrial area	22	55	35	20	Pharmacy	20	Sara Industrial Estate	09	Mobhiwala Estate	04	Haridwar	Integrated industrial Estate, SIDCUL	39	42	30	12	BHEL Industrial Estate	03	Roorkee	Bhagavanpur Industrial Area, Devabhoomi Industrial Area and other places	85	85	78	7	Total			<b>182</b>	<b>143</b>	<b>39</b>
Composition of Units in Dehradun Pharma Cluster																																																		
District/ Location	Location	No. of Units	Total No of units	No. of Small enterprises	No. of Medium enterprises																																													
Dehradun	UPSIDC industrial area	22	55	35	20																																													
	Pharmacy	20																																																
	Sara Industrial Estate	09																																																
	Mobhiwala Estate	04																																																
Haridwar	Integrated industrial Estate, SIDCUL	39	42	30	12																																													
	BHEL Industrial Estate	03																																																
Roorkee	Bhagavanpur Industrial Area, Devabhoomi Industrial Area and other places	85	85	78	7																																													
Total			<b>182</b>	<b>143</b>	<b>39</b>																																													
4	Turnover of the Clusters	Rs. 3248 crores																																																

5	Value of Exports from the Clusters	Rs.700 crores																								
6	Employment in Cluster	18074 persons																								
7	Average investment in plant & Machinery	Rs. 1,117 Crores (Investment in Small enterprises Rs. 445 Crores & Investment in Medium enterprises Rs. 672 Crores)																								
8	Major Issues / requirement	Major issues identified APITCO has identified the following issues during the diagnostic study. To address these issues, Annual action Plans were prepared under BDS Project and approved by SIDBI.																								
		<table border="1"> <thead> <tr> <th>S. No</th> <th>BDS Area</th> <th>Key issues</th> </tr> </thead> <tbody> <tr> <td>1</td> <td>Quality</td> <td>Inadequate adoption of GMP practices by majority of the firms due to which they were unable to initiate exports</td> </tr> <tr> <td>2</td> <td>HRD</td> <td>Restricted availability of Skilled manpower resulting in low productivity</td> </tr> <tr> <td>3</td> <td>Marketing</td> <td>Limited access to export market primarily due to non compliance of the quality standards.</td> </tr> <tr> <td>4</td> <td>Finance</td> <td>Poor credit facility to tide over any urgent / short term financial requirements</td> </tr> <tr> <td>5</td> <td>Pollution &amp; waste management</td> <td>Problem in disposal of hazardous waste and effluents</td> </tr> <tr> <td>6</td> <td>Energy Management</td> <td>Inadequate adoption of energy saving measures leading to high operating cost</td> </tr> <tr> <td>7</td> <td>Information Communication Technology (ICT)</td> <td>Lack of awareness on usage of advanced software</td> </tr> </tbody> </table>	S. No	BDS Area	Key issues	1	Quality	Inadequate adoption of GMP practices by majority of the firms due to which they were unable to initiate exports	2	HRD	Restricted availability of Skilled manpower resulting in low productivity	3	Marketing	Limited access to export market primarily due to non compliance of the quality standards.	4	Finance	Poor credit facility to tide over any urgent / short term financial requirements	5	Pollution & waste management	Problem in disposal of hazardous waste and effluents	6	Energy Management	Inadequate adoption of energy saving measures leading to high operating cost	7	Information Communication Technology (ICT)	Lack of awareness on usage of advanced software
		S. No	BDS Area	Key issues																						
		1	Quality	Inadequate adoption of GMP practices by majority of the firms due to which they were unable to initiate exports																						
		2	HRD	Restricted availability of Skilled manpower resulting in low productivity																						
		3	Marketing	Limited access to export market primarily due to non compliance of the quality standards.																						
		4	Finance	Poor credit facility to tide over any urgent / short term financial requirements																						
		5	Pollution & waste management	Problem in disposal of hazardous waste and effluents																						
6	Energy Management	Inadequate adoption of energy saving measures leading to high operating cost																								
7	Information Communication Technology (ICT)	Lack of awareness on usage of advanced software																								

8	Raw Material (RM)	Few basic raw material and recipients sourced from other states are very costly. Low quality raw materials being used & its untimely delivery resulting in less than desired production efficiency levels.	
9	Infrastructure	Non availability of suitable / full-fledged Testing Laboratories and Training Canters	
Source: DSR			
<p>With a view to enable BDS market development and make Indian SMEs to enhance their competitiveness, SIDBI has initiated a Project to provide need-based and demand driven BDS in the areas of technology, markets, skills, ICT, energy, environment etc. in select clusters. The project funded jointly by World Bank, DFID, KFW and GTZ, aims at providing BDS through professional organizations with proven track record in extending demand driven BDS and implementing cluster development interventions.</p> <p>APITCO was chosen by SIDBI-PMD Division as the Facilitator Agency for the development of BDS markets in the Dehradun Pharmaceutical cluster. The planned project finalized for project implementation was 32 months. It had 4 phases viz. a) pre Implementation, b) implementation, c) sustainability and d) exit. Foundation for MSME clusters (FMC) was appointed as a monitoring and evaluating agency APITCO adopted 4 Phase strategy and implemented the project in 32 months.</p>			
<b>Phase</b>		<b>Activity</b>	
Phase – I Pre Implementation Phase		Establishment of Project Office with necessary infrastructure Preparation of Diagnostic Survey Report Preparation of Action Plan MoUs with Network Partners	
Phase – II Implementation Phase		Implementation of the activities as per the action plan	
Phase – III Sustainability Phase		Assuring sustainability of interventions Setting-up of National and International regulatory requirements through current Good Manufacturing Practices (cGMP), Systems & Processes in-place.	
Phase – IV Exit Phase		Formation and strengthening of Governance mechanisms for sustainability of interventions Project Impact Assessment & Preparation of End of Project Report (EOR)	
At Cluster Level The particulars of Cluster level achievements by APITCO are as follows.			

Sl. No.	Target	Achievements	
1	C cGMP certification for an additional %10% to 15% of the manufacturing firms	45 units got cGMP compliance. 20 units got COPP-WHO certification. Other 2 units submitted their applications for CoPP-WHO certification. Another 5 units ready to submit the Applications.	for CoPP-WHO certification.
2	Enhanced exports by 5% to 8% for 20 small firms and 10 medium firms	Presently 20 Small firms are Exporting (Regulatory & Non regulatory) countries. 21 medium firms exporting the products to Regulated and non regulatory countries and enhanced exports by 5%.	
3	In Increase in cluster turnover of 75-100 fir firms by 5 to 10%	Cluster turnover enhanced 10% in 80 firms	
4	In Increase in number of strategic BDS providers by 15 to 20 numbers sustainably	Introduced 40 BDSPs in 9 Key areas (Quality-8, Energy-4, ICT-4, HRD-12, Safety-2, Environment-2, Marketing-2, CFC-2, IPR-3, Lean-1). In each area, more than 2 BDSPs were linked. 15 BDSPs became sustainable with established linkage with cluster firms	
5	In Introduce 10 to 15 strategic BDS	Introduced 20 strategic BDS Minimum 2 BDS were introduced in 9 areas	
6	In Increase business of BDSPs in cluster b 5% to 10%	BDSPs turnover was increased more than 10% 25% of the firms engaged their services.	
7	In Increase average profitability of BDSPs by 5%	The average profitability of the BDSPs have been Increased more than 5%	
8	A Achieving customer satisfaction index of 3.0 (on scale of 5) of BDS	Achieved average customer satisfaction index 4.0	
9	N Natural FAs get equipped to promote BDS	2 Natural FAs got equipped to promote BDS (DMA, 3 Dolphin Institute, Shivalik 4 Research analytical services)	
	<p>Sustainability of interventions</p> <p>APITCO has strengthened the BMOs, Institutions and BDSPs to continue the BDS interventions even after completion of the project. As a Natural Facilitating Agency, Drug Manufacturers Association (DMA) Uttarakhand could establish BDS Help Desk for continuation of BDS activities (Quality, Energy, ICT, LEAN and Financial Linkage). Dolphin group of Educational Institutions will continue the Industry Institutional Linkage. The SPV (Shivalik Research &amp; Analytical Services) in association with DMA will provide the practical oriented trainings and analytical Laboratory services.</p>		

9	Presence of capable institutions	1)NIPER Mohali, Chandigarh 2) PHARMEXCIL New Delhi 3)Testing Labs 4) Pharma Educational Institutions 5) GMP Consultants 6)Pharma software companies												
10	Thrust Areas	Quality Compliance												
11	Problems & constraints	During our study, we understand the following are constraints, which need to be addressed on a short term and long term basis.												
		<table border="1"> <thead> <tr> <th>No</th> <th>Area</th> <th>Constraints</th> </tr> </thead> <tbody> <tr> <td>1</td> <td>HRD</td> <td>Shortage of skilled manpower</td> </tr> <tr> <td>2</td> <td>Quality Compliance</td> <td>Non compliance of the GMP regulations</td> </tr> <tr> <td>3</td> <td>Market</td> <td>Open up new market opportunities</td> </tr> </tbody> </table>	No	Area	Constraints	1	HRD	Shortage of skilled manpower	2	Quality Compliance	Non compliance of the GMP regulations	3	Market	Open up new market opportunities
		No	Area	Constraints										
		1	HRD	Shortage of skilled manpower										
2	Quality Compliance	Non compliance of the GMP regulations												
3	Market	Open up new market opportunities												

#### Present status of the cluster :-

The interventions implemented by APITCO as per the approved Action Plans in the Dehradun Cluster have shown visible results in the areas of quality, ICT, Energy savings, exports etc. For instance, Quality compliance in 88 SMEs has been increased and it resulted in these firms getting additional 15% of the business from the Contract firms. The Cluster turnover has increased by 12% per annum. Around 720 existing technical and non technical staff were trained in GMP, GLP through theoretical and practical oriented trainings. These interventions resulted in reduction of internal rejections by 50%, external rejections by 40% and rework & reprocess by 60%. In the area of ICT, well developed ERP solutions along with Business intelligence tools were introduced in 10 SMEs which has resulted in increased efficiency and productivity by 25%. The interventions in the area of Energy have resulted in savings of Rs.1.2 crores in Pharma Industry. Out of 40 BDSPs introduced, 25 BDSPs have generated new business in the industry without project support.

Pharma institutions were linked with the Pharma industry and MoUs signed with the BMOs, to fulfill the needs of the industry as well as enhance employability of fresh graduates. 20 small units entered into the international market (Both regulatory & non regulated countries). The exports of 22 Medium units have increased by 5%. Infrastructure development has been initiated by forming 2 SPVs and prepared Detailed Project Report for establishing Common Facility Centre for M/s. Shivalik Research and

Analytical Services (P) Ltd., Dehradun formed by Drug Manufacturers Association Dehradun, and submitted to Director of Industries, Uttarakhand a copy of DPR is submitted to SIDBI for wetting. Presently the file is pending with SIDCUL for allotment of land though it has given oral consent to allot land in Pharma City, SIDCUL, Selaqui, Dehradun.

#### **5. General issues raised by industry association during the course of meeting**

- Infrastructure and connecting roads needs to be improved
- Lack of Entrepreneurship
- Shortage of skilled manpower
- Transportatin
- Technology
- Non availability of training facilities in internal location in the state
- Shortage of Bank Credit
- Poor availability of power.

## **\*\* . STEPS TO SET UP MSMEs**

Following are the brief description of different agencies for rendering assistance to the entrepreneurs.

<b>S.No</b>	<b>Type of assistance</b>	<b>Name and address of agencies</b>
1.	Provisional Registration Certificate ( EM-1) & Permanent Registration Certificate ( EM-II)	District Industries Centre, Patel Nagar Industrial Estate, Dehradun
2.	Identification of Project Profiles, techno-economic and managerial consultancy services, market survey and economic survey reports.	MSME-Development Institute,Kham Bangla,Kaladhungi Road, Haldwani (Nainital)
3.	Land and Industrial shed	Directorate of Industries Patel Nagar Industrial Estate, Dehradun,DIC Dehradun,SIDCUL,1-New Cantt Road,Dehradun
4.	Financial Assistance	SIDBI,Nationalised banks
5.	For raw materials under Govt. Supply	Directorate of Industries,Patelnagar,Dehradun
6.	Plant and machinery under hire / purchase basis.	The National Small Industries Corporation limited, 132,HIG-II,Indrapuram ,Dehradun
7.	Power/ Electricity	Uttarakhand power corporation, Dehradun
8.	Technical Know –how.	MSME-Development Institute,Kham Bangla,Kaladhungi Road, Haldwani (Nainital)
9.	Quality & Standard	MSME-Development Institute Haldwani (Nainital),BIS,Shashtri Nagar, Dehradun

10.	Marketing /Export Assistance	MSME-Development Institute Haldwani,DIC Dehradun.
11.	Other Promotional Agencies	KVIC,GMS Road, Dehradun, Directorate of Industries, Patelnagar,Dehradun,Uttarakhand Khadi & Village Industries, Dehradun,DGFT,Patelnagar,Dehradun

### (+) Additional Information:

## INDUSTRIAL SCENERIO OF UTTARAKHAND

District	Registered units From formation of State (upto 8.11.2000)			After formation of State ( 9.11.2000 to March,2012) Registered MSMEs			Total Registered MSMEs		
Nainital	618	3513	158.36	1836	6856	219.645	2652	10369	378.005
U S Nagar	804	4899	233.71	3553	34596	2440.134	4357	39495	2673.844
Almora	904	1846	17.78	2013	3713	27.596	2917	5559	45.376
Pithoragarh	534	1013	5.85	1519	3350	25.873	2053	4363	31.723
Bageshwar	387	607	2.04	630	1296	13.854	1017	1903	15.894
Champawat	147	322	4.95	669	1483	13.737	816	1805	18.687
Dehradun	2321	7232	88.01	3562	27501	709.789	5883	34733	797.799
Pauri	1720	4196	28.39	2330	6391	111.669	4050	10587	140.059
Tehri	1025	2413	1444	2068	5200	65.745	3093	7613	80.185
Chamoli	844	1154	5.45	1509	3117	34.620	2353	4271	40.070
Uttarkashi	1734	2364	10.60	1440	2700	27.375	3174	5064	37.975
Rudraprayag	394	737	7.20	743	1823	22.883	1137	2560	30.083
Haridwar	2533	8213	123.51	4014	41080	2799.050	6547	49293	2922.560
<b>TOTAL</b>	<b>14163</b>	<b>38509</b>	<b>700.29</b>	<b>25886</b>	<b>139106</b>	<b>6511.970</b>	<b>40049</b>	<b>177615</b>	<b>7212.260</b>



## GOVERNMENT INDUSTRIAL AREA/ESTATE OF UTTARAKHAND

S.No	District	Industrial Area/Estate	Land in Acer
1	Dehradun	Pharma City,Selakui	50
		IT Park,Sahastradhara Road	67
2	Haridwar	IIE ,Ranipur Haridwar	1695
3	U S Nagar	IIE, Pantnagar	3193.23
		Edilco SIDCUL Indl Estate,Sitarganj	1096
4	Pauri	Sigadi Growth Centre, Kotdwar	100

## STATUS OF LARGE SCALE INDUSTRIES IN UTTARAKHAND

S.No	District	Working units		
		Nos	Capital Investment	Employment
1.	Dehradun	13	290.04	3589
2.	Haridwar	76	15584.05	44976
3.	U.S Nagar	123	9899.28	30808
4.	Nainital	4	1233.84	3166
5.	Pauri	2	66.94	763
	<b>TOTAL</b>	<b>218</b>	<b>27074.15</b>	<b>83302</b>